

STATEMENT OF APPROPRIATIONS, ALLOTMENTS, OBLIGATIONS, DISBURSEMENTS AND BALANCES
As at the Quarter Ending December 31, 2021

Department : Other Executive Offices
Agency/Entity : Optical Media Board
Operating Unit : < not applicable >
Organization Code (OAC) : 28 027 000000
Fund Cluster : 01 Regular Agency Fund

X	Current Year Appropriations
	Supplemental Appropriations
	Continuing Appropriations

Org. UACB Fund Cluster: 01 Regular Agency Fund, 02-Foreign Assisted Projects Fund, 03-Special Account-Locally Funded/Domestic Grants Fund, and 04-Special Account-Foreign Assisted/Foreign Grants Fund

Particulars	UACB CODE	Appropriations							Current Year Obligations								Current Year Disbursements					Balances																																				
		Adjusted Appropriations	Adjustments by Supplemental Appropriations	Adjusted Appropriations	Allotments Received	Adjustments (Over/Under) (Supplemental Appropriations)	Transfer To	Transfer From	Adjusted Total Allotments	Current Year Obligations				TOTAL	Current Year Disbursements				Unencumbered Appor.	Unliquidated Allotments	Unpaid Obligations (17-20)-(21-24)																																					
										1st Quarter Ending March 31	2nd Quarter Ending June 30	3rd Quarter Ending Sept. 30	4th Quarter Ending Dec. 31		1st Quarter Ending March 31	2nd Quarter Ending June 30	3rd Quarter Ending Sept. 30	4th Quarter Ending Dec. 31			TOTAL	2020-(17-19)	2021	20	21																																	
																										19(01)-(7)-4-8	11	12	13	14	15(11-12)-14-8	16	17	18	19	20(19-17)-19	21																					
1 Agency Specific Budget																							0.00	0.00	0.00	0.00	0.00	0.00	0.00	0.00	0.00	0.00	0.00	0.00	0.00	0.00	0.00	0.00	0.00	0.00	0.00	0.00	0.00	0.00	0.00	0.00	0.00	0.00	0.00	0.00	0.00							
General Administration and Support																							0.00	0.00	0.00	0.00	0.00	0.00	0.00	0.00	0.00	0.00	0.00	0.00	0.00	0.00	0.00	0.00	0.00	0.00	0.00	0.00	0.00	0.00	0.00	0.00	0.00	0.00	0.00	0.00	0.00	0.00	0.00					
General Management and Supervision																							0.00	0.00	0.00	0.00	0.00	0.00	0.00	0.00	0.00	0.00	0.00	0.00	0.00	0.00	0.00	0.00	0.00	0.00	0.00	0.00	0.00	0.00	0.00	0.00	0.00	0.00	0.00	0.00	0.00	0.00	0.00	0.00				
RS																							0.00	0.00	0.00	0.00	0.00	0.00	0.00	0.00	0.00	0.00	0.00	0.00	0.00	0.00	0.00	0.00	0.00	0.00	0.00	0.00	0.00	0.00	0.00	0.00	0.00	0.00	0.00	0.00	0.00	0.00	0.00	0.00	0.00			
BOOK																							0.00	0.00	0.00	0.00	0.00	0.00	0.00	0.00	0.00	0.00	0.00	0.00	0.00	0.00	0.00	0.00	0.00	0.00	0.00	0.00	0.00	0.00	0.00	0.00	0.00	0.00	0.00	0.00	0.00	0.00	0.00	0.00	0.00			
Sub-Total, General Administration and Support																							0.00	0.00	0.00	0.00	0.00	0.00	0.00	0.00	0.00	0.00	0.00	0.00	0.00	0.00	0.00	0.00	0.00	0.00	0.00	0.00	0.00	0.00	0.00	0.00	0.00	0.00	0.00	0.00	0.00	0.00	0.00	0.00	0.00			
RS																							0.00	0.00	0.00	0.00	0.00	0.00	0.00	0.00	0.00	0.00	0.00	0.00	0.00	0.00	0.00	0.00	0.00	0.00	0.00	0.00	0.00	0.00	0.00	0.00	0.00	0.00	0.00	0.00	0.00	0.00	0.00	0.00	0.00			
BOOK																							0.00	0.00	0.00	0.00	0.00	0.00	0.00	0.00	0.00	0.00	0.00	0.00	0.00	0.00	0.00	0.00	0.00	0.00	0.00	0.00	0.00	0.00	0.00	0.00	0.00	0.00	0.00	0.00	0.00	0.00	0.00	0.00	0.00	0.00		
Funds if Applicable																							0.00	0.00	0.00	0.00	0.00	0.00	0.00	0.00	0.00	0.00	0.00	0.00	0.00	0.00	0.00	0.00	0.00	0.00	0.00	0.00	0.00	0.00	0.00	0.00	0.00	0.00	0.00	0.00	0.00	0.00	0.00	0.00	0.00	0.00		
OO																							0.00	0.00	0.00	0.00	0.00	0.00	0.00	0.00	0.00	0.00	0.00	0.00	0.00	0.00	0.00	0.00	0.00	0.00	0.00	0.00	0.00	0.00	0.00	0.00	0.00	0.00	0.00	0.00	0.00	0.00	0.00	0.00	0.00	0.00		
Overtures																							0.00	0.00	0.00	0.00	0.00	0.00	0.00	0.00	0.00	0.00	0.00	0.00	0.00	0.00	0.00	0.00	0.00	0.00	0.00	0.00	0.00	0.00	0.00	0.00	0.00	0.00	0.00	0.00	0.00	0.00	0.00	0.00	0.00			
OC - Optic Media Industry effectively regulated																							0.00	0.00	0.00	0.00	0.00	0.00	0.00	0.00	0.00	0.00	0.00	0.00	0.00	0.00	0.00	0.00	0.00	0.00	0.00	0.00	0.00	0.00	0.00	0.00	0.00	0.00	0.00	0.00	0.00	0.00	0.00	0.00	0.00	0.00		
OPTICAL MEDIA INDUSTRY REGULATORY PROGRAM																							0.00	0.00	0.00	0.00	0.00	0.00	0.00	0.00	0.00	0.00	0.00	0.00	0.00	0.00	0.00	0.00	0.00	0.00	0.00	0.00	0.00	0.00	0.00	0.00	0.00	0.00	0.00	0.00	0.00	0.00	0.00	0.00	0.00	0.00	0.00	
Regulatory Services for Optical Media Industry																							0.00	0.00	0.00	0.00	0.00	0.00	0.00	0.00	0.00	0.00	0.00	0.00	0.00	0.00	0.00	0.00	0.00	0.00	0.00	0.00	0.00	0.00	0.00	0.00	0.00	0.00	0.00	0.00	0.00	0.00	0.00	0.00	0.00	0.00	0.00	
RS																							0.00	0.00	0.00	0.00	0.00	0.00	0.00	0.00	0.00	0.00	0.00	0.00	0.00	0.00	0.00	0.00	0.00	0.00	0.00	0.00	0.00	0.00	0.00	0.00	0.00	0.00	0.00	0.00	0.00	0.00	0.00	0.00	0.00	0.00	0.00	
BOOK																							0.00	0.00	0.00	0.00	0.00	0.00	0.00	0.00	0.00	0.00	0.00	0.00	0.00	0.00	0.00	0.00	0.00	0.00	0.00	0.00	0.00	0.00	0.00	0.00	0.00	0.00	0.00	0.00	0.00	0.00	0.00	0.00	0.00	0.00	0.00	
Funds if Applicable																							0.00	0.00	0.00	0.00	0.00	0.00	0.00	0.00	0.00	0.00	0.00	0.00	0.00	0.00	0.00	0.00	0.00	0.00	0.00	0.00	0.00	0.00	0.00	0.00	0.00	0.00	0.00	0.00	0.00	0.00	0.00	0.00	0.00	0.00	0.00	
OO																							0.00	0.00	0.00	0.00	0.00	0.00	0.00	0.00	0.00	0.00	0.00	0.00	0.00	0.00	0.00	0.00	0.00	0.00	0.00	0.00	0.00	0.00	0.00	0.00	0.00	0.00	0.00	0.00	0.00	0.00	0.00	0.00	0.00	0.00	0.00	
Sub-Total, 1. Agency Specific Budget																							0.00	0.00	0.00	0.00	0.00	0.00	0.00	0.00	0.00	0.00	0.00	0.00	0.00	0.00	0.00	0.00	0.00	0.00	0.00	0.00	0.00	0.00	0.00	0.00	0.00	0.00	0.00	0.00	0.00	0.00	0.00	0.00	0.00	0.00		
RS																							0.00	0.00	0.00	0.00	0.00	0.00	0.00	0.00	0.00	0.00	0.00	0.00	0.00	0.00	0.00	0.00	0.00	0.00	0.00	0.00	0.00	0.00	0.00	0.00	0.00	0.00	0.00	0.00	0.00	0.00	0.00	0.00	0.00	0.00	0.00	
BOOK																							0.00	0.00	0.00	0.00	0.00	0.00	0.00	0.00	0.00	0.00	0.00	0.00	0.00	0.00	0.00	0.00	0.00	0.00	0.00	0.00	0.00	0.00	0.00	0.00	0.00	0.00	0.00	0.00	0.00	0.00	0.00	0.00	0.00	0.00	0.00	
Funds if Applicable																							0.00	0.00	0.00	0.00	0.00	0.00	0.00	0.00	0.00	0.00	0.00	0.00	0.00	0.00	0.00	0.00	0.00	0.00	0.00	0.00	0.00	0.00	0.00	0.00	0.00	0.00	0.00	0.00	0.00	0.00	0.00	0.00	0.00	0.00	0.00	0.00
OO																							0.00	0.00	0.00	0.00	0.00	0.00	0.00	0.00	0.00	0.00	0.00	0.00	0.00	0.00	0.00	0.00	0.00	0.00	0.00	0.00	0.00	0.00	0.00	0.00	0.00	0.00	0.00	0.00	0.00	0.00	0.00	0.00	0.00	0.00	0.00	0.00
1. Adminstr. Appropriations																							0.00	0.00	0.00	0.00	0.00	0.00	0.00	0.00	0.00	0.00	0.00	0.00	0.00	0.00	0.00	0.00	0.00	0.00	0.00	0.00	0.00	0.00	0.00	0.00	0.00	0.00	0.00	0.00	0.00	0.00	0.00	0.00	0.00	0.00	0.00	

STATEMENT OF APPROPRIATIONS, ALLOTMENTS, OBLIGATIONS, DISBURSEMENTS AND BALANCES
As at the Quarter Ending December 31, 2021

Department : Other Executive Offices
Agency/Unit : Optical Media Board
Operating Unit : < not applicable >
Organization Code (UACD) : 28 027 000000
Fund Classier : 01 Regular Agency Fund

Current Year Appropriations
Supplemental Appropriations
Continuing Appropriations

(e.g. UACD Fund Classier: 01-Regular Agency Fund, 02-Foreign Assisted Projects Fund, 03-Special Account-Locally Funded/General Grants Fund, and 04-Special Account-Foreign Assisted/Foreign Grants Fund)

Table with columns: Period, UACD CODE, Appropriations, Allotments, Current Year Obligations, Current Year Disbursements, Balances. Includes rows for Specific Budgets, Personnel, PS, and various funds.

Certified Correct: RICH JAY T. LOTWINE, D.C., Budget Officer

Certified Correct: JANINE JOYCE, ACCOUNTANT

Recommending Approval: LLICIA F. RIVERA, CHIEF ADMINISTRATIVE OFFICER

Approved By: JEREMY B. MARQUEZ, CHAIRMAN & CEO

Date:

STATEMENT OF APPROPRIATIONS, ALLOTMENTS, OBLIGATIONS, DISBURSEMENTS AND BALANCES
As at the Quarter Ending December 31, 2021

Department: Other Executive Offices
Agency: Optical Media Board
Operating Unit: * not applicable *
Organization Code (AACR): 08 027 000000
Fund Cluster: 01 Regular Agency Fund
(e.g. AACR Fund Cluster: 01-Regular Agency Fund, 02-Foreign Assisted Projects Fund, 03-Special Account-Locally Funded/Donor's Grants Fund, and 04-Special Account-Foreign Assisted-Foreign Grants Fund)

Current Year Appropriations
Supplemental Appropriations
Continuing Appropriations

Particulars	AACR CODE	Appropriations						Allotments		Current Year Obligations					Current Year Disbursements					Balances			
		Authorized Appropriations	Adjustments (Transfer To/From, Realignment)	Adjusted Appropriations	Allotments Received	Adjustments (Withdrawals, Realignment)	Transfer To	Transfer From	Adjusted Total Allotments	1st Quarter Ending March 31	2nd Quarter Ending June 30	3rd Quarter Ending Sept. 30	4th Quarter Ending Dec. 31	TOTAL	1st Quarter Ending March 31	2nd Quarter Ending June 30	3rd Quarter Ending Sept. 30	4th Quarter Ending Dec. 31	TOTAL	Unexpended Appr.	Unobligated Allotments	Unpaid Obligations	
																						Due and Unencumbered	Not Yet Due and Unencumbered
1	2	3	4	5=(3-4)	6	7	8	9	10=(8+7)-(9+8)	11	12	13	14	15=(11+12+13+14)	16	17	18	19	20=(15+16+17+18+19)	21=(6-14)	22=(10-18)	23	24
Continuing Appropriations		2,228,029.24	296,126.28	2,524,155.52	3,396,929.24	296,126.28	0.00	0.00	2,524,029.24	1,521,521.98	0.00	0.00	0.00	1,002,507.26	1,521,521.98	0.00	0.00	0.00	1,002,507.26	0.00	1,521,521.98	0.00	0.00
Agency Specific Budget		3,128,243.27	597,274.47	3,725,517.74	2,728,227.27	1,627,274.47	0.00	0.00	2,100,942.80	1,521,521.98	0.00	0.00	0.00	679,420.82	1,521,521.98	1,521,521.98	0.00	0.00	1,521,521.98	0.00	1,521,521.98	0.00	0.00
General Administration and Support	1000000000000	1,395,029.99	25,714.00	1,420,743.99	1,395,029.99	15,714.00	0.00	0.00	1,405,033.99	1,420,743.99	0.00	0.00	0.00	1,405,033.99	1,420,743.99	0.00	0.00	0.00	1,420,743.99	0.00	0.00	0.00	0.00
General Management and Supervision	1000010001000	1,395,029.99	25,714.00	1,420,743.99	1,395,029.99	15,714.00	0.00	0.00	1,405,033.99	1,420,743.99	0.00	0.00	0.00	1,405,033.99	1,420,743.99	0.00	0.00	0.00	1,420,743.99	0.00	0.00	0.00	0.00
MOON		1,395,029.99	25,714.00	1,420,743.99	1,395,029.99	15,714.00	0.00	0.00	1,405,033.99	1,420,743.99	0.00	0.00	0.00	1,405,033.99	1,420,743.99	0.00	0.00	0.00	1,420,743.99	0.00	0.00	0.00	0.00
Sub-Total: General Administration and Support		1,395,029.99	25,714.00	1,420,743.99	1,395,029.99	15,714.00	0.00	0.00	1,405,033.99	1,420,743.99	0.00	0.00	0.00	1,405,033.99	1,420,743.99	0.00	0.00	0.00	1,420,743.99	0.00	0.00	0.00	0.00
PS		0.00	0.00	0.00	0.00	0.00	0.00	0.00	0.00	0.00	0.00	0.00	0.00	0.00	0.00	0.00	0.00	0.00	0.00	0.00	0.00	0.00	0.00
NOTE		1,395,029.99	25,714.00	1,420,743.99	1,395,029.99	15,714.00	0.00	0.00	1,405,033.99	1,420,743.99	0.00	0.00	0.00	1,405,033.99	1,420,743.99	0.00	0.00	0.00	1,420,743.99	0.00	0.00	0.00	0.00
Fund-Specific		0.00	0.00	0.00	0.00	0.00	0.00	0.00	0.00	0.00	0.00	0.00	0.00	0.00	0.00	0.00	0.00	0.00	0.00	0.00	0.00	0.00	0.00
PS		0.00	0.00	0.00	0.00	0.00	0.00	0.00	0.00	0.00	0.00	0.00	0.00	0.00	0.00	0.00	0.00	0.00	0.00	0.00	0.00	0.00	0.00
Continuing	3000000000000	1,714,819.47	(22,386.47)	1,692,433.00	1,714,819.47	(22,386.47)	0.00	0.00	1,692,433.00	0.00	0.00	0.00	0.00	1,692,433.00	0.00	0.00	0.00	0.00	1,692,433.00	0.00	0.00	0.00	0.00
Optical Media Industry Incentive Program		1,714,819.47	(22,386.47)	1,692,433.00	1,714,819.47	(22,386.47)	0.00	0.00	1,692,433.00	0.00	0.00	0.00	0.00	1,692,433.00	0.00	0.00	0.00	0.00	1,692,433.00	0.00	0.00	0.00	0.00
MOON		1,714,819.47	(22,386.47)	1,692,433.00	1,714,819.47	(22,386.47)	0.00	0.00	1,692,433.00	0.00	0.00	0.00	0.00	1,692,433.00	0.00	0.00	0.00	0.00	1,692,433.00	0.00	0.00	0.00	0.00
Agency Services for Optical Media Industry	2101010001000	1,714,819.47	(22,386.47)	1,692,433.00	1,714,819.47	(22,386.47)	0.00	0.00	1,692,433.00	0.00	0.00	0.00	0.00	1,692,433.00	0.00	0.00	0.00	0.00	1,692,433.00	0.00	0.00	0.00	0.00
MOON		1,714,819.47	(22,386.47)	1,692,433.00	1,714,819.47	(22,386.47)	0.00	0.00	1,692,433.00	0.00	0.00	0.00	0.00	1,692,433.00	0.00	0.00	0.00	0.00	1,692,433.00	0.00	0.00	0.00	0.00
PS		0.00	0.00	0.00	0.00	0.00	0.00	0.00	0.00	0.00	0.00	0.00	0.00	0.00	0.00	0.00	0.00	0.00	0.00	0.00	0.00	0.00	0.00
Sub-Total: Operations		1,714,819.47	(22,386.47)	1,692,433.00	1,714,819.47	(22,386.47)	0.00	0.00	1,692,433.00	0.00	0.00	0.00	0.00	1,692,433.00	0.00	0.00	0.00	0.00	1,692,433.00	0.00	0.00	0.00	0.00
PS		0.00	0.00	0.00	0.00	0.00	0.00	0.00	0.00	0.00	0.00	0.00	0.00	0.00	0.00	0.00	0.00	0.00	0.00	0.00	0.00	0.00	0.00
MOON		1,714,819.47	(22,386.47)	1,692,433.00	1,714,819.47	(22,386.47)	0.00	0.00	1,692,433.00	0.00	0.00	0.00	0.00	1,692,433.00	0.00	0.00	0.00	0.00	1,692,433.00	0.00	0.00	0.00	0.00
Fund-Specific		0.00	0.00	0.00	0.00	0.00	0.00	0.00	0.00	0.00	0.00	0.00	0.00	0.00	0.00	0.00	0.00	0.00	0.00	0.00	0.00	0.00	0.00
PS		0.00	0.00	0.00	0.00	0.00	0.00	0.00	0.00	0.00	0.00	0.00	0.00	0.00	0.00	0.00	0.00	0.00	0.00	0.00	0.00	0.00	0.00
Special Projects Fund		18,889.99	(18,889.99)	0.00	18,889.99	(18,889.99)	0.00	0.00	0.00	0.00	0.00	0.00	0.00	0.00	0.00	0.00	0.00	0.00	0.00	0.00	0.00	0.00	0.00
General Administration and Support	1000000000000	18,889.99	(18,889.99)	0.00	18,889.99	(18,889.99)	0.00	0.00	0.00	0.00	0.00	0.00	0.00	0.00	0.00	0.00	0.00	0.00	0.00	0.00	0.00	0.00	0.00
General Management and Supervision	1000010001000	18,889.99	(18,889.99)	0.00	18,889.99	(18,889.99)	0.00	0.00	0.00	0.00	0.00	0.00	0.00	0.00	0.00	0.00	0.00	0.00	0.00	0.00	0.00	0.00	0.00
PS		18,889.99	(18,889.99)	0.00	18,889.99	(18,889.99)	0.00	0.00	0.00	0.00	0.00	0.00	0.00	0.00	0.00	0.00	0.00	0.00	0.00	0.00	0.00	0.00	0.00

This report was generated using the Unified Reporting System on 22/02/2022 04:52 - version: FARR 1.1 - Basis: SUBMITTING

STATEMENT OF APPROPRIATIONS, ALLOTMENTS, OBLIGATIONS, DISBURSEMENTS AND BALANCES
As at the Quarter Ending December 31, 2021

Department: Other Executive Offices
Agency: Optical Media Board
Operating Unit: < not applicable >
Organization Code (LMCS): 26 027 000000
Fund Cluster: 01 Regular Agency Fund

Current Year Appropriations
Supplemental Appropriations
Continuing Appropriations

(eg LMCS Fund Cluster: 01-Regular Agency Fund, 02-Foreign Assisted Projects Fund, 03-Special Account-Locally Funded Domestic Grants Fund, and 04-Special Account-Foreign Assisted Foreign Grants Fund)

Particulars	LMCS CODE	Appropriations			Allotments			Current Year Obligations							Current Year Disbursements				Balances					
		Authorized Appropriations	Adjustments (Transfer, T/F, Reassignment)	Adjusted Appropriations	Allotments Received	Adjustments (Withdrawal, Reassignment)	Transfer To	Transfer From	Adjusted Total Allotments	1st Quarter Ending March 31	2nd Quarter Ending June 30	3rd Quarter Ending Sept. 30	4th Quarter Ending Dec. 31	TOTAL	1st Quarter Ending March 31	2nd Quarter Ending June 30	3rd Quarter Ending Sept. 30	4th Quarter Ending Dec. 31	TOTAL	Unexpended Apprs	Unobligated Allotments	Unpaid Obligations		
																						19+(3)+(7)+(8)	21+(10)+(11)	22+(10)+(11)
1	2	3	4	5=(3+4)	6	7	8	9	10	11	12	13	14	15=(10+11+12+13+14)	16	17	18	19	20=(15-16)	21=(15-18)	22=(15-19)	23	24	
Sub-Tot: General Administration and Support		19,999.99	19,999.99	0.00	19,999.99	(19,999.99)	0.00	0.00	0.00	0.00	0.00	0.00	0.00	0.00	0.00	0.00	0.00	0.00	0.00	0.00	0.00	0.00	0.00	0.00
PE		19,999.99	19,999.99	0.00	19,999.99	(19,999.99)	0.00	0.00	0.00	0.00	0.00	0.00	0.00	0.00	0.00	0.00	0.00	0.00	0.00	0.00	0.00	0.00	0.00	0.00
MODE		0.00	0.00	0.00	0.00	0.00	0.00	0.00	0.00	0.00	0.00	0.00	0.00	0.00	0.00	0.00	0.00	0.00	0.00	0.00	0.00	0.00	0.00	0.00
Fuels @ Appliances		0.00	0.00	0.00	0.00	0.00	0.00	0.00	0.00	0.00	0.00	0.00	0.00	0.00	0.00	0.00	0.00	0.00	0.00	0.00	0.00	0.00	0.00	0.00
CS		0.00	0.00	0.00	0.00	0.00	0.00	0.00	0.00	0.00	0.00	0.00	0.00	0.00	0.00	0.00	0.00	0.00	0.00	0.00	0.00	0.00	0.00	0.00
Overline	000000000000	192,194.08	(192,194.08)	0.00	192,194.08	(192,194.08)	0.00	0.00	2.00	0.00	0.00	0.00	0.00	0.00	0.00	0.00	0.00	0.00	0.00	0.00	0.00	0.00	0.00	0.00
OC: Optical Media Industry Regulatory		192,194.08	(192,194.08)	0.00	192,194.08	(192,194.08)	0.00	0.00	0.00	0.00	0.00	0.00	0.00	0.00	0.00	0.00	0.00	0.00	0.00	0.00	0.00	0.00	0.00	0.00
OPTICAL MEDIA INDUSTRY REGULATORY PROGRAM		192,194.08	(192,194.08)	0.00	192,194.08	(192,194.08)	0.00	0.00	0.00	0.00	0.00	0.00	0.00	0.00	0.00	0.00	0.00	0.00	0.00	0.00	0.00	0.00	0.00	0.00
Regulatory Services for Optical Media Industry	2510010001000	192,194.08	(192,194.08)	0.00	192,194.08	(192,194.08)	0.00	0.00	0.00	0.00	0.00	0.00	0.00	0.00	0.00	0.00	0.00	0.00	0.00	0.00	0.00	0.00	0.00	0.00
PE		192,194.08	(192,194.08)	0.00	192,194.08	(192,194.08)	0.00	0.00	0.00	0.00	0.00	0.00	0.00	0.00	0.00	0.00	0.00	0.00	0.00	0.00	0.00	0.00	0.00	0.00
Sub-Tot: Operations		192,194.08	(192,194.08)	0.00	192,194.08	(192,194.08)	0.00	0.00	0.00	0.00	0.00	0.00	0.00	0.00	0.00	0.00	0.00	0.00	0.00	0.00	0.00	0.00	0.00	0.00
PE		192,194.08	(192,194.08)	0.00	192,194.08	(192,194.08)	0.00	0.00	0.00	0.00	0.00	0.00	0.00	0.00	0.00	0.00	0.00	0.00	0.00	0.00	0.00	0.00	0.00	0.00
MODE		0.00	0.00	0.00	0.00	0.00	0.00	0.00	0.00	0.00	0.00	0.00	0.00	0.00	0.00	0.00	0.00	0.00	0.00	0.00	0.00	0.00	0.00	0.00
Fuels @ Appliances		0.00	0.00	0.00	0.00	0.00	0.00	0.00	0.00	0.00	0.00	0.00	0.00	0.00	0.00	0.00	0.00	0.00	0.00	0.00	0.00	0.00	0.00	0.00
YS		0.00	0.00	0.00	0.00	0.00	0.00	0.00	0.00	0.00	0.00	0.00	0.00	0.00	0.00	0.00	0.00	0.00	0.00	0.00	0.00	0.00	0.00	0.00
GRAND TOTAL		3,981,974.94	(3,981,974.94)	0.00	3,981,974.94	(3,981,974.94)	0.00	0.00	2,913,879.96	1,071,321.98	0.00	0.00	0.00	1,071,321.98	1,071,321.98	0.00	0.00	0.00	0.00	1,071,321.98	0.00	1,071,321.98	0.00	0.00
PE		192,021.87	(192,021.87)	0.00	192,021.87	(192,021.87)	0.00	0.00	0.00	0.00	0.00	0.00	0.00	0.00	0.00	0.00	0.00	0.00	0.00	0.00	0.00	0.00	0.00	0.00
MODE		1,916,886.17	(1,916,886.17)	0.00	1,916,886.17	(1,916,886.17)	0.00	0.00	1,571,521.96	1,071,321.98	0.00	0.00	0.00	1,571,521.96	1,071,321.98	0.00	0.00	0.00	0.00	1,571,521.96	0.00	0.00	0.00	0.00
Fuels @ Appliances		0.00	0.00	0.00	0.00	0.00	0.00	0.00	0.00	0.00	0.00	0.00	0.00	0.00	0.00	0.00	0.00	0.00	0.00	0.00	0.00	0.00	0.00	0.00
CS		1,064,987.90	(1,064,987.90)	0.00	1,064,987.90	(1,064,987.90)	0.00	0.00	1,064,987.90	0.00	0.00	0.00	0.00	1,064,987.90	0.00	0.00	0.00	0.00	0.00	0.00	0.00	0.00	0.00	0.00

Certified Correct
SUDH JAY T. LOTRENA
OC, Budget Officer

Certified Correct
JANINE JOYCE
ACCOUNTANT

Recommending Approval:
JACIA M. SUAREZ
CHIEF ADMINISTRATIVE OFFICER

Approved By:
JEREMY S. MARQUEZ
CHAIRMAN & CEO


SUMMARY OF APPROPRIATIONS, ALLOTMENTS, OBLIGATIONS, DISBURSEMENTS AND BALANCES BY OBJECT OF EXPENDITURES
As at the Quarter Ending December 31, 2021


Department : Other Executive Offices
 Agency : Optimal Media Board
 Operating Unit : < not applicable >
 Organization Code (OACB) : 26 021 000000
 Fund Cluster : 01 Regular Agency Fund


X	Current Year Appropriations
	Supplemental Appropriations
	Continuing Appropriations

Ex. OACB Fund Cluster: 01-Regular Agency Fund, 02-Foreign Assisted Projects Fund, 03-Special Account-Locally Funded/Domestic Grants Fund, and 04-Special Account-Foreign Assisted(Foreign Grants Fund)

Particulars	OACB CODE	Appropriations					Allotments					Obligations					Disbursements					Balances			
		Authorized Appropriations	Adjustments (Transfer To/From, Modification/ Appropriations)	Adjusted Appropriations	Allotments Received	Adjustments (Reductions, Modifications/ Appropriations)	Transfer To	Transfer From	Adjusted Allotments	1st Quarter Ending March 31	2nd Quarter Ending June 30	3rd Quarter Ending Sept 30	4th Quarter Ending Dec. 31	TOTAL	1st Quarter Ending March 31	2nd Quarter Ending June 30	3rd Quarter Ending Sept 30	4th Quarter Ending Dec. 31	TOTAL	Unreleased Appropriations	Unobligated Allotments	Unpaid Obligations (19-20)-(21-24)			
																						19=(8+1)-(7)+8	20	21	24
Total	0	2	4	5=3+4	6	7	8	9	10=(8+1)-(7)+8	11	12	13	14	15=(11+12+13+14)	16	17	18	19	20=(16+17)+18+19	21=(5-10)	22=(13-15)	23	24		
Books - IT Hardware and Equipment	50000000	15,000.00	0.00	15,000.00	15,000.00	0.00	0.00	0.00	15,000.00	0.00	0.00	0.00	0.00	0.00	0.00	0.00	0.00	0.00	0.00	0.00	0.00	15,000.00	0.00	0.00	
Informational Expenses	50000700	85,000.00	0.00	85,000.00	85,000.00	0.00	0.00	0.00	85,000.00	0.00	0.00	0.00	0.00	0.00	0.00	0.00	0.00	0.00	0.00	0.00	0.00	85,000.00	0.00	0.00	
Other Subscription Expenses	50000700	85,000.00	0.00	85,000.00	85,000.00	0.00	0.00	0.00	85,000.00	0.00	0.00	0.00	0.00	0.00	0.00	0.00	0.00	0.00	0.00	0.00	0.00	85,000.00	0.00	0.00	
B. ALTERNATE APPROPRIATION		0.00	0.00	0.00	0.00	0.00	0.00	0.00	0.00	0.00	0.00	0.00	0.00	0.00	0.00	0.00	0.00	0.00	0.00	0.00	0.00	0.00	0.00	0.00	
Ballroom and Life Insurance Premiums		0.00	0.00	0.00	0.00	0.00	0.00	0.00	0.00	0.00	0.00	0.00	0.00	0.00	0.00	0.00	0.00	0.00	0.00	0.00	0.00	0.00	0.00	0.00	
C. SPECIAL PURPOSE FUNDS		0.00	0.00	0.00	0.00	0.00	0.00	0.00	0.00	0.00	0.00	0.00	0.00	0.00	0.00	0.00	0.00	0.00	0.00	0.00	0.00	0.00	0.00	0.00	
Healthcare Personnel Benefits Fund		0.00	0.00	0.00	0.00	0.00	0.00	0.00	0.00	0.00	0.00	0.00	0.00	0.00	0.00	0.00	0.00	0.00	0.00	0.00	0.00	0.00	0.00	0.00	
Other Compensation	50100000	0.00	0.00	0.00	0.00	0.00	0.00	0.00	0.00	0.00	0.00	0.00	0.00	0.00	0.00	0.00	0.00	0.00	0.00	0.00	0.00	0.00	0.00	0.00	
Other Salaries and Allowances		0.00	0.00	0.00	0.00	0.00	0.00	0.00	0.00	0.00	0.00	0.00	0.00	0.00	0.00	0.00	0.00	0.00	0.00	0.00	0.00	0.00	0.00	0.00	
Performance Based Salary - Civilian	50100001	0.00	0.00	0.00	0.00	0.00	0.00	0.00	0.00	0.00	0.00	0.00	0.00	0.00	0.00	0.00	0.00	0.00	0.00	0.00	0.00	0.00	0.00	0.00	
GRAND TOTAL	76 085 000.00	1,360,010.00	0.00	1,360,010.00	1,360,010.00	0.00	0.00	0.00	1,360,010.00	0.00	0.00	0.00	0.00	1,360,010.00	0.00	0.00	0.00	0.00	1,360,010.00	0.00	0.00	0.00	0.00	0.00	

Certified Correct:

 RICH JAY T. LOTRENS
 D/C, Budget Officer

Certified Correct:

 JANNE JOYCE
 Accountant II

Recommending Approval:

 LUCIA S. GUIVARA
 Chief Administrative Officer

Approved By:

 JEREMY S. MARGULES
 Chairman & CEO
 Date: _____


SUMMARY OF APPROPRIATIONS, ALLOTMENTS, OBLIGATIONS, DISBURSEMENTS AND BALANCES BY OBJECT OF EXPENDITURES
As at the Quarter Ending December 31, 2021

Department: Other Executive Offices
 Agency/Entity: Optical Media Board
 Operating Unit: - not applicable -
 Organisation Code (AACS): 06 827 000000
 Fund Class: 01 Regular Agency Fund

	Current Year Appropriations
	Supplemental Appropriations
X	Continuing Appropriations


Ex: AACS Fund Class: 01 Regular Agency Fund, 02 Foreign Assisted Projects Fund, 03 Special Account/County Funded/Donor's Grant Fund, and 04 Special Account/Foreign Assisted/Foreign Grants Fund

Particulars	AACS CODE	Appropriations		Adjusted Appropriations	Allotments		Adjustments		Adjusted Allotments	Obligations				TOTAL	Disbursements				Balances					
		Authorised Appropriations	Change To/From (Multi-fund/Supplemental Appropriations)		Allotments Received	Adjustments (Reductions, Multi-fund/Supplemental Appropriations)	Transfer To	Transfer From		1st Quarter Ending March 31	2nd Quarter Ending June 30	3rd Quarter Ending Sept. 30	4th Quarter Ending Dec. 31		1st Quarter Ending March 31	2nd Quarter Ending June 30	3rd Quarter Ending Sept. 30	4th Quarter Ending Dec. 31	TOTAL	Unexpended Appropriations	Unobligated Allotments			
		3	4		5	6	7	8		9	10	11	12		13	14	15	16	17	18	19	20	21	22
Budgetary		3,320,073.04	285,128.00	3,605,201.04	3,320,073.04	(285,128.00)	0.00	0.00	3,605,201.04	1,221,271.85	0.00	0.00	0.00	1,602,929.15	1,363,971.94	0.00	0.00	0.00	1,602,971.94	0.00	1,602,971.94	0.00	0.00	
Administrative Services		3,320,073.04	285,128.00	3,605,201.04	3,320,073.04	(285,128.00)	0.00	0.00	3,605,201.04	1,221,271.85	0.00	0.00	0.00	1,602,929.15	1,363,971.94	0.00	0.00	0.00	1,602,971.94	0.00	1,602,971.94	0.00	0.00	
Agency Health Budget		0.00	0.00	0.00	0.00	0.00	0.00	0.00	0.00	0.00	0.00	0.00	0.00	0.00	0.00	0.00	0.00	0.00	0.00	0.00	0.00	0.00	0.00	
Information and Other Operating Expenses		0.00	0.00	0.00	0.00	0.00	0.00	0.00	0.00	0.00	0.00	0.00	0.00	0.00	0.00	0.00	0.00	0.00	0.00	0.00	0.00	0.00	0.00	
Professional Services	00710000	1,218,899.37	237,074.00	1,455,973.37	1,218,899.37	(237,074.00)	0.00	0.00	1,455,973.37	461,421.94	0.00	0.00	0.00	1,222,551.43	1,201,631.94	0.00	0.00	0.00	1,222,551.43	0.00	1,201,631.94	0.00	0.00	
Other Professional Services	00719900	1,218,899.37	237,074.00	1,455,973.37	1,218,899.37	(237,074.00)	0.00	0.00	1,455,973.37	461,421.94	0.00	0.00	0.00	1,222,551.43	1,201,631.94	0.00	0.00	0.00	1,222,551.43	0.00	1,201,631.94	0.00	0.00	
Capital Expenses		0.00	0.00	0.00	0.00	0.00	0.00	0.00	0.00	0.00	0.00	0.00	0.00	0.00	0.00	0.00	0.00	0.00	0.00	0.00	0.00	0.00	0.00	
Property, Plant and Equipment	00000000	1,081,999.99	0.00	1,081,999.99	1,081,999.99	0.00	0.00	0.00	1,081,999.99	0.00	0.00	0.00	0.00	0.00	0.00	0.00	0.00	0.00	0.00	0.00	0.00	0.00	0.00	0.00
Services and Equipment	00000000	1,081,999.99	0.00	1,081,999.99	1,081,999.99	0.00	0.00	0.00	1,081,999.99	0.00	0.00	0.00	0.00	0.00	0.00	0.00	0.00	0.00	0.00	0.00	0.00	0.00	0.00	0.00
Other Equipment	00000000	1,081,999.99	0.00	1,081,999.99	1,081,999.99	0.00	0.00	0.00	1,081,999.99	0.00	0.00	0.00	0.00	0.00	0.00	0.00	0.00	0.00	0.00	0.00	0.00	0.00	0.00	0.00
Special Projects Fund		0.00	0.00	0.00	0.00	0.00	0.00	0.00	0.00	0.00	0.00	0.00	0.00	0.00	0.00	0.00	0.00	0.00	0.00	0.00	0.00	0.00	0.00	0.00
Financial Services		0.00	0.00	0.00	0.00	0.00	0.00	0.00	0.00	0.00	0.00	0.00	0.00	0.00	0.00	0.00	0.00	0.00	0.00	0.00	0.00	0.00	0.00	0.00
Information and Other		0.00	0.00	0.00	0.00	0.00	0.00	0.00	0.00	0.00	0.00	0.00	0.00	0.00	0.00	0.00	0.00	0.00	0.00	0.00	0.00	0.00	0.00	0.00
Health and Safety - Regular		0.00	0.00	0.00	0.00	0.00	0.00	0.00	0.00	0.00	0.00	0.00	0.00	0.00	0.00	0.00	0.00	0.00	0.00	0.00	0.00	0.00	0.00	0.00
Health and Safety - Special		0.00	0.00	0.00	0.00	0.00	0.00	0.00	0.00	0.00	0.00	0.00	0.00	0.00	0.00	0.00	0.00	0.00	0.00	0.00	0.00	0.00	0.00	0.00
Grand Total		3,605,201.04	285,128.00	3,890,329.04	3,605,201.04	(285,128.00)	0.00	0.00	3,890,329.04	1,221,271.85	0.00	0.00	0.00	1,602,929.15	1,363,971.94	0.00	0.00	0.00	1,602,971.94	0.00	1,602,971.94	0.00	0.00	

Certified Correct:

 ROY JAY T. LOTZ
 CIO, Budget Officer

Certified Correct:

 JIMMIE J. ... CPA
 Accountant

Recommending Approval:

 JERRY E. MARNER
 Chief Administrative Officer

Approved By:

 Jerry E. Marner
 Chairman & CEO

List of Allotments and Sub-Allotments
As at the quarter ending December 31, 2021

Department : Other Executive Offices
Agency/Entity : Optical Media Board
Operating Unit : - not applicable -
Organization Code (UACS) : 26 627 000000
Fund Cluster : 01 Regular Agency Fund


X	Current Year Appropriations
	Supplemental Appropriations
	Cost-Bearing Appropriations


(e.g. UACS Fund Cluster: 01-Regular Agency Fund, 02-Foreign Assisted Projects Fund, 93-Special Account-Locally Funded Domestic Grants Fund, and 94-Special Account-Foreign Assisted Foreign Grants Fund)

Allotment/Sub-Allotment Reference			Funding Source		Allotment/Sub-Allotments received from CORPs/OUs					Sub-Allotments to RDU/Us					Total Allotment/Sum of Sub-Allotments				
In	Number	Date	Description	UACS Code	FB	MOGE	FyEx	CO	Sub-Total	FB	MOGE	FyEx	CO	TOTAL	FB	MOGE	FyEx	CO	TOTAL
1	2	3	4	5	6	7	8	9	10(6+7+8+9)	11	12	13	14	15(11+12+13+14)	16(6+11)	17(7+13)	18(8+12)	19(9+14)	20(15+16+17+18+19)
A. Allotments received from CORP																			
1	COMPARATIVE RELEASE FOR ANGEL'S AND A-1 OF SEC. NO. 881	2021-01-12	Budgets of National Government Agencies	12101	43,928,300.00	22,214,000.00	0.00	0.00	66,142,300.00	0.00	0.00	0.00	0.00	0.00	43,928,300.00	22,214,000.00	0.00	0.00	66,142,300.00
2	COMPENSATION RELEASE THROUGH SMO/SABC	2021-01-12	Retirement and Life Insurance Payments	10402	3,000,000.00	0.00	0.00	0.00	3,000,000.00	0.00	0.00	0.00	0.00	0.00	3,000,000.00	0.00	0.00	0.00	3,000,000.00
3	2002-0000-0-21-011040	2021-11-08	Miscellaneous Personal Benefits Fund	12102	1,300,000.00	0.00	0.00	0.00	1,300,000.00	0.00	0.00	0.00	0.00	0.00	1,300,000.00	0.00	0.00	0.00	1,300,000.00
	Sub-Total				48,228,300.00	22,214,000.00	0.00	0.00	71,442,300.00	0.00	0.00	0.00	0.00	0.00	48,228,300.00	22,214,000.00	0.00	0.00	71,442,300.00
B. Sub-allotments received from Central Office/Regional Office																			
					0.00	0.00	0.00	0.00	0.00	0.00	0.00	0.00	0.00	0.00	0.00	0.00	0.00	0.00	0.00
	Sub-Total				0.00	0.00	0.00	0.00	0.00	0.00	0.00	0.00	0.00	0.00	0.00	0.00	0.00	0.00	0.00
Total Allotments					48,228,300.00	22,214,000.00	0.00	0.00	71,442,300.00	0.00	0.00	0.00	0.00	0.00	48,228,300.00	22,214,000.00	0.00	0.00	71,442,300.00


RICH JAY T. LOTREZA
OIC, Budget Officer


JANINE JOYNE GONZALES, CPA
Accountant


LUCIA T. BARERA
Chief Administrative Officer


JEREMY S. MARQUEZ
Chairman & CEO

List of Allotments and Sub-Allotments
As at the quarter ending December 31, 2021

Department: Other Executive Offices
Agency: Optical Media Board
Operating Unit: < not applicable >
Organization Code (IAOS) : 28 327 800000
Fund Cluster: 01 Regular Agency Fund

	Current Year Appropriations
	Supplemental Appropriations
X	Continuing Appropriations

(e.g. UACB Fund Cluster: 01-Regular Agency Fund, 02-Foreign Assisted Projects Fund, 03-Special Account-Locally Funded/Domestic Grants Fund, and 04-Special Account-Foreign Assisted Foreign Grants Fund)

Allotment/Sub-Allotment Reference			Funding Source		Allotments/Sub-Allotments received from CORQVDA					Sub-Allotments to RDCOGL					Total Allotment/Sub-Allotment					
No.	Number	Date	Description	UACB Code	PS	MOGE	FyEx	CO	Sub-Total	PS	MOGE	FyEx	CO	TOTAL	PS	MOGE	FyEx	CO	TOTAL	
1	2	3	4	5	6	7	8	9	(10)=(7)+(8)+(9)	11	12	13	14	(15)=(11)+(12)+(13)+(14)	16=(6)+(15)	17=(7)+(16)	18=(8)+(17)	19=(9)+(18)	20=(10)+(19)+(20)	
A. Allotments received from DBM																				
1	GAAR321-01-0000	2021-04-29	Specific Budget of National Government Agencies	02101	0.00	0.00	0.00	0.00	0.00	0.00	0.00	0.00	0.00	0.00	0.00	0.00	0.00	0.00	0.00	0.00
2	BARO-008-B-21-0002180	2021-09-18	Specific Budget of National Government Agencies	02101	0.00	(1,391,000.00)	0.00	1,391,000.00	0.00	0.00	0.00	0.00	0.00	0.00	0.00	0.00	(1,391,000.00)	0.00	1,391,000.00	0.00
3	BARO-008-B-21-0002187	2021-09-01	Specific Budget of National Government Agencies	02101	198,000.00	(197,014.00)	0.00	0.00	(396,126.00)	0.00	0.00	0.00	0.00	0.00	0.00	198,000.00	(197,014.00)	0.00	0.00	(396,126.00)
Sub-Total:					198,000.00	(1,588,014.00)	0.00	1,391,000.00	(396,126.00)	0.00	0.00	0.00	0.00	0.00	198,000.00	(1,588,014.00)	0.00	1,391,000.00	(396,126.00)	0.00
B. Balance From GAAR321/Sub-Allotment Prior Year																				
4	GAAR321-01-0000	2020-01-08	Specific Budget of National Government Agencies	02101	0.00	3,198,001.37	0.00	0.00	3,198,001.37	0.00	0.00	0.00	0.00	0.00	0.00	0.00	3,198,001.37	0.00	0.00	3,198,001.37
5	BARO-008-B-20-0002419	2020-03-18	Workshop Personnel Benefits Fund	02200	198,001.67	0.00	0.00	0.00	198,001.67	0.00	0.00	0.00	0.00	0.00	0.00	198,001.67	0.00	0.00	0.00	198,001.67
Sub-Total:					198,001.67	3,198,001.37	0.00	0.00	3,396,003.04	0.00	0.00	0.00	0.00	0.00	198,001.67	3,198,001.37	0.00	0.00	0.00	3,396,003.04
Total Allotments					0.00	1,391,000.00	0.00	1,391,000.00	0.00	0.00	0.00	0.00	0.00	0.00	0.00	0.00	1,391,000.00	0.00	1,391,000.00	0.00

Certified Copy:

RICH JAY T. LOTRENS
OIC, Budget Officer

Certified Copy:

JANNE J. GALAND
Accountant

Recommending Approval:

LUCIA P. BIEVARA
Chief Administrative Officer

Approved By:

JEREMY S. MARQUEZ
Chairman & CEO